


SOTTLOT


Host & Accessoires | User Manual

主機及配件 | 用戶手冊

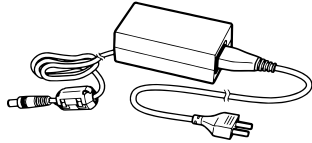


Packing list (host)

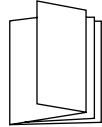
包裝清單 (主機)



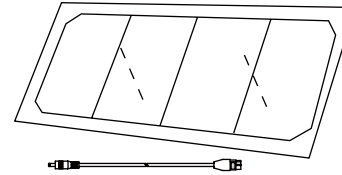
Alpha 800



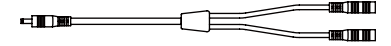
Adapter
適配器



User manual
用戶說明書



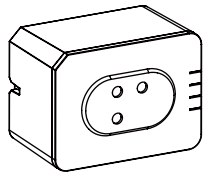
Solar panel + Adapter 1 (2m)
太陽能板 + 適配器 1(2m)




Adapter 2 (0.7m)
適配器 2 (0.7m)

Parts List (optional parts)

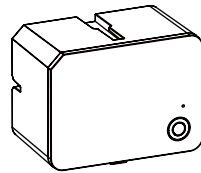
配件清單 (選配件)



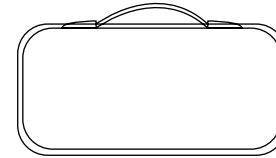
Power bank
充電寶



USB interface module
USB 模塊



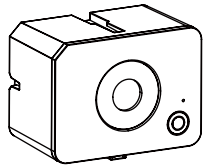
Panel light
平板燈



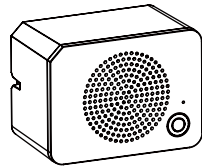
Accessories bag (all accessories)
配件包 (所有配件)




Lanyard (all accessories)
掛繩 (所有配件)



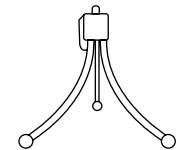
Spot light
射燈



Bluetooth speaker
藍牙音箱



extension rod
伸縮桿



Flexible tripod support
可彎曲三腳支架

Host parameter specification

Basic information	
Model	Alpha800
Net Weight	About 6KG
Size	266×210×208mm
Capacity	512WH
Battery specification	
Electrical core material	LiFePO4 lithium iron phosphate
Lifespan	3000 times
Input specification	
Adapter charge input	100W Max
Solar charging input	2×100W Max, 18V
DC output specification	
Cigarette lighter	1×12V/10A
Wireless charging	1×15W
DC-5521	2×12V/5A
USB	USB-A×2(5V3A)
	USB-C×1(5V)+USB-C×1(100W)
AC output specification	
AC	2×AC, 50Hz/ 220V/ 800W. Total
Maximum power	1600W
Operating temperature	
Working temperature	Discharge temperature: -20°C ~45°C
	Charging temperature: 0-45°C
Storage temperature	-20°C ~60°C
Optimum service temperature	20°C ~30°C

主機參數規格

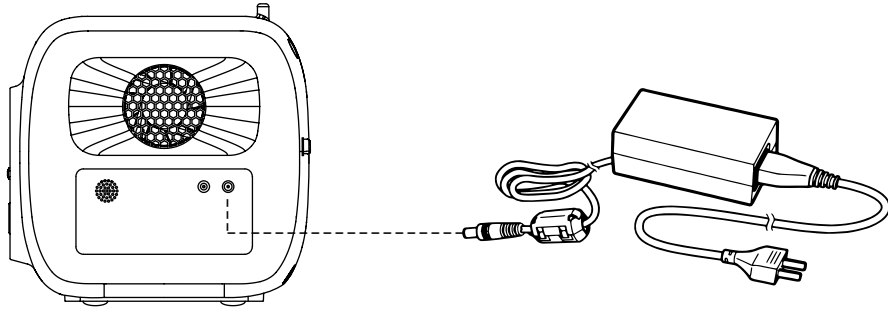
基本信息	
型號	Alpha800
淨重	約 6KG
尺寸	266×210×208mm
容量	512WH
電池規格	
電芯材料	LiFePO4 磷酸鐵鋰
循環壽命 / 次	3000 次
輸入規格	
適配器充電輸入	100W Max
太陽能充電輸入	2×100W Max, 18V
直流輸出規格	
點煙器	1×12V/10A
無線充	1×15W
DC-5521	2×12V/5A
USB	USB-A×2(5V3A)
	USB-C×1(5V)+USB-C×1(100W)
交流輸出規格	
AC	2×AC, 50Hz/ 220V/ 800W. Total
浪湧功率	1600W
運行溫度	
工作溫度	放電溫度: -20°C ~45°C
	充電溫度: 0-45°C
存儲溫度	-20°C ~60°C
最佳使用溫度	20°C ~30°C

Charging this product

為本產品充電

Adapter Charging

適配器充電



1. When charging AC, it is recommended to use a socket with a capacity of 10A or more, and ensure that the working current of the socket continues to exceed 10A.

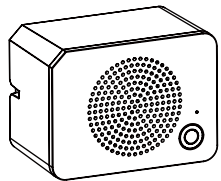
2. Please use the original standard AC charging cable of the product, and it is recommended to directly connect it to the wall socket.

1. 交流（市電）充電時，建议使用 10A 以上的插座，并确保插座的工作电流持续超过 10A。

2. 请使用产品原装标配的交流充电线，建议直接连接墙面插座。

Parameter Specifications of Accessory Modules

配件模組參數規格



Accessories: bluetooth speaker

Button: long press for 1.5 seconds to switch on and off

Lithium battery: 3.7V 480mAh

Pairing: The default pairing is when power on (mobile APP, when Bluetooth is turned on)

Transmission distance: 10M, support charging while playing, 100% full charge can play for 6 hours

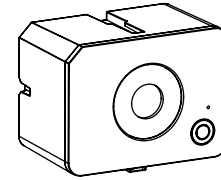
配件： 藍牙音箱

按鍵： 長按 1.5 秒開關機

鋰電池： 3.7V 480mAh

配對： 上電即默認配對（手機 APP，藍牙開啟的情況下）

傳輸距離： 10M，支持邊衝邊放，100% 滿電可播放 6 小時



Accessories: Spotlights

Button: long press for 1.5 seconds to switch on and off, short press for mode switching

Lithium battery: 3.7V 1800mah

LEDs: 300LM, CCT 5700K

Lighting mode: M1: 25%, M2: 50%, M3: 75%, M4: 100%

SOS mode: In any state, short press the button twice continuously to enter SOS mode, short press again to exit the mode;

配件： 射燈

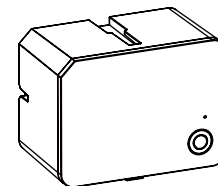
按鍵： 長按 1.5 秒開關機，短按進行模式切換

鋰電池： 3.7V 1800mah

Led： 300LM, CCT 5700K

亮燈模式： M1: 25%, M2: 50%, M3: 75%, M4: 100%

SOS 模式： 任意狀態下，連續短按按鍵 2 次進入 SOS 模式，再次短按退出模式；



Accessories: flat panel light

Button: long press for 1.5 seconds to switch on and off, short press for mode switching

Lithium battery: 3.7V 1800mah

LEDs: 500LM, CCT 4000K

Lighting mode: M1: 25%, M2: 50%, M3: 75%, M4: 100%

SOS mode: In any state, short press the button twice continuously to enter SOS mode, short press again to exit the mode;

配件： 平板燈


按鍵： 長按 1.5 秒開關機，短按進行模式切換

鋰電池： 3.7V 1800mah

Led： 500LM, CCT 4000K

亮燈模式： M1: 25%, M2: 50%, M3: 75%, M4: 100%

SOS 模式： 任意狀態下，連續短按按鍵 2 次進入 SOS 模式，再次短按退出模式；



Accessories: USB

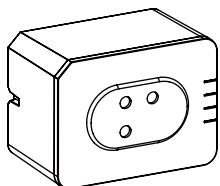
USB-A output: 5V3A X2

USB-C output: 5V×1+ 100W×1

配件: USB

USB-A output: 5V3A X2

USB-C output: 5V×1+ 100W×1



Accessories: bank power

Lithium battery: 3.7V 3600mAh

Indicator lights: four indicators, corresponding to 25%, 50%, 75%, 100% of the power

Magnetic charging: Yes, it can be attached to other accessories and charged

配件: 充電寶

鋰電池: 3.7V 3600mAh

指示燈: 四顆指示燈, 分別對應電量為 25%、50%、75%、100%

磁吸充電: Yes, 可與其他配件吸附並給其進行充電

Note: The accessory module needs to be purchased separately, and each accessory can be freely exchanged and plugged in at the accessory port of the host. The dimensions of accessory modules are 58.3×44.3×35.7mm

注: 配件模塊需單獨購買, 各配件在主機配件口可隨意互換拔插位置。配件模組尺寸均為 58.3×44.3×35.7mm

Fault display and processing

Exception Icon	Exceptional Content	Exception Type	Exception Recovery and Method
	1.The temperature over limit prompt is at a high level and displays red 2. The icon is on	Battery high temperature protection	Automatic recovery after the battery cools down to 50°C
	1.The temperature over limit prompt is at a low level 2. The icon is on	Battery low temperature protection	Automatic recovery when the battery temperature is above 5°C
	The icon is on	AC output over temperature protection	Please ensure that the air inlet and outlet of the product are unblocked, and it will automatically recover after the temperature drops
	The icon is on	AC output overload protection	Remove the load and restart the machine to restore it. The power must be used within the rated power (800W)
	The icon is on	AC short circuit protection	Remove the load and restart the machine to restore
	The icon is on	DC (5521/cigarette lighter) overload protection	Remove the load and restart the machine to restore it. The power must be used within the rated power (130W)
	The icon is on	BMS over temperature protection	Please ensure that the air inlet and outlet of the product are unblocked, and it will automatically recover after the temperature drops
	The icon is on	MPPT input under voltage protection	Remove the load, automatically recover after the input voltage is normal
	The icon is on	MPPT input over voltage protection	Remove the load, automatically recover after the input voltage is normal
	The icon is on	MPPT over temperature protection	Please ensure that the air inlet and outlet of the product are unblocked, and it will automatically recover after the temperature drops
	The icon is on	Maintenance Reminder	After charging to 100% battery capacity, clear the alarm

If there is an alarm prompt during the use of this product, and the alarm icon still does not disappear after restarting the machine, please stop using it immediately (do not try to charge or discharge). If none of the above information can solve your problem, please contact customer service for consultation.

故障顯示及處理

異常圖標	異常內容	異常類型	異常恢復及方法
	1. 溫度超限提示處於高位、並顯示紅色 2. 圖標亮	電池高溫保護	電池降溫到 50°C 後自動恢復
	1. 溫度超限提示處於低位 2. 圖標亮	電池低溫保護	電池溫度到 5°C 以上自動恢復
	圖標亮	AC 輸出過溫保護	請確保產品的進出風口暢通，待溫度降低後自動恢復
	圖標亮	AC 輸出過載保護	移除負載，重啟機器即可恢復，用電必須保證在額定功率內使用 (800W)
	圖標亮	AC 短路保護	移除負載，重啟機器即可恢復
	圖標亮	DC (5521/ 點煙器) 過載保護	移除負載，重啟機器即可恢復，用電必須保證在額定功率內使用 (130W)
	圖標亮	BMS 過溫保護	請確保產品的進出風口暢通，待溫度降低後自動恢復
	圖標亮	MPPT 輸入欠壓保護	移除負載，輸入電壓正常後自動恢復
	圖標亮	MPPT 輸入過壓保護	移除負載，輸入電壓正常後自動恢復
	圖標亮	MPPT 過溫保護	請確保產品的進出風口暢通，待溫度降低後自動恢復
	圖標亮	保養提醒	進行充電至電池容量 100% 後，消除報警

若本產品在使用過程中出現告警提示，重啟機器後告警圖標仍不消失，請立即停止使用（不要嘗試充電或放電）。如果以上信息均無法解決您的問題，請聯繫客服進行諮詢。